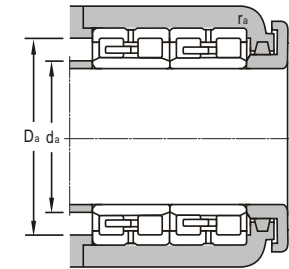
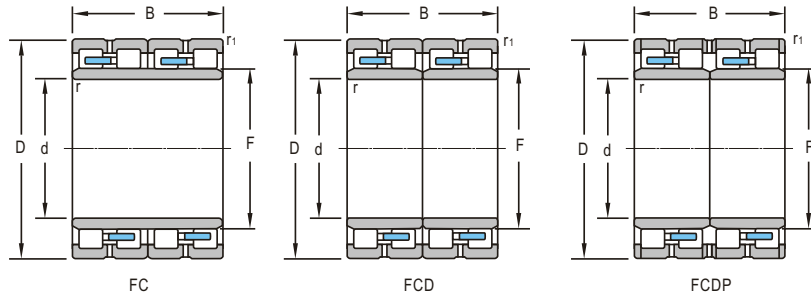


d 90~280mm

Boundary Dimensions						Basic Load Ratings	
<i>d</i>	<i>D</i>	<i>B</i>	<i>F</i>	<i>r<sub>min</sub></i>	<i>r<sub>1min</sub></i>	Dynamic <i>C</i>	Static <i>C<sub>0</sub></i>
mm						kN	
90	140	70	105	1.5	1.1	219	423
100	140	104	111	1.5	1.1	333	793
131	196.85	128	148	2.1	2.1	604	1200
140	210	125	158	2	2	622	1270
	210	155	158	2	2	786	1710
150	225	120	169	2	2	658	1289
160	230	130	180	2	2	703	1560
170	230	160	185.6	2.1	2.1	894	2220
180	260	168	202	2.1	2.1	1152	2250
	260	168	202	2.1	2.1	1152	2250
	260	168	202.1	2.1	2.1	1152	2250
190	260	168	212	2.1	2.1	870	2340
	270	200	212	2.1	2.1	1359	3020
	270	200	212.3	2.1	2.1	1359	3020
200	290	192	226	2.1	2.1	1386	2880
	290	192	226	2.1	2.1	1330	3160
210	300	210	234	2.1	2.1	1520	3170
220	310	192	246	2.1	2.1	1512	3285
230	330	206	260	2.1	2.1	1683	3600
250	340	230	176	2.1	2.1	1720	4680
260	370	220	292	3	3	1944	4460
	370	220	292	3	3	1944	4460
	370	220	292	3	3	2012	4620
270	380	275	300	2.1	2.1	2620	6990
280	390	220	312	3	3	2016	4760

Bearing Designations		Other Dimensions				Mass
Present	Original	<i>d<sub>amin</sub></i>	<i>D<sub>amin</sub></i>	<i>D<sub>amax</sub></i>	<i>r<sub>amax</sub></i>	
		mm				kg
FC182870		98	126	132	1	4.08
FC2028104		108	129	135	1	5.18
BFC 2639128 X3/P5		142	181	186	1.5	13.4
FC2842125		151	192	199	1.5	15.6
FC2842155		151	192	199	1.5	18.9
FC3045120		161	207	216	1.5	15.9
FC3246130		171	214	219	1.5	19.8
BFCD3446160/YA		178	218	220	6.5	18.8
FC3652168		191	240	248	1.5	30
FC3652168/YA		191	240	248	1.5	30
FC3652168-1		191	240	248	1.5	30
FC3852168/c4		203	243	249	1.5	38.3
FC3854200		215	252	259	1.5	38.3
FC3854200-1		215	252	259	1.5	37.1
FC4058192		212	268	278	2	42.8
FC4058192F/P54 S0		212	268	278	2	43.1
FC4260210		223	278	287	2	47.5
FC4462192		233	286	298	2	47.1
FC4666206/S0		243	306	317	2	59.3
FC5068230/HC/P64	6672164Y	263	318	329	1.5	19.2
FC5274220		274	342	356	2.5	77.3
FC5274220A	672764Y	274	342	356	2.5	77.3
FC5274220/YA		274	342	356	2.5	80.8
FCD 5476275 WB/P69	972768Y	283	352	369	1.5	100
FC5678220		294	362	376	2.5	83.4



d 280~460mm

Boundary Dimensions						Basic Load Ratings	
<i>d</i>	<i>D</i>	<i>B</i>	<i>F</i>	<i>r<sub>min</sub></i>	<i>r<sub>1min</sub></i>	Dynamic <i>C</i>	Static <i>C<sub>0</sub></i>
mm						kN	
280	390	275	312	3	3	2472	6190
	390	275	308	3	3	2530	6720
290	410	240	320	4	4	2150	5260
	410	240	320	4	4	2220	5450
300	420	240	332	4	4	2060	5020
	420	300	332	3	3	3366	7920
	420	300	332	3	3	3366	7920
310	420	300	338	4	4	2800	7520
320	480	290	364	4	4	3474	8847
	480	350	364	4	4	4455	9720
	480	350	364	4	4	4455	9720
	480	350	364	4	4	5779	13000
340	480	350	378	4	4	3790	10334
	480	350	378	4	4	3790	10334
360	510	370	397	8X20	4	4330	11300
370	520	380	409	4	4	4438	11815
	530	400	413	5	5	4650	12600
380	540	400	422	4	4	5148	12600
400	560	410	445	5	5	6330	15800
	560	410	445	5	5	4680	13500
	560	410	445	12X20	4	5590	16400
410	600	440	460		5	6640	17700
420	620	90	470	5	5	1500	2620
440	620	485	487	12.5X20	4	7090	20200
447.295	635.176	463.55	495	6	3	8250	20000
460	650	470	509	5	5	7920	20160

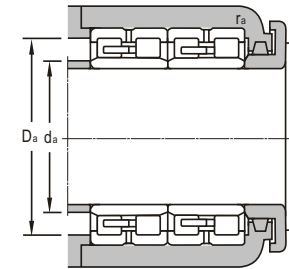
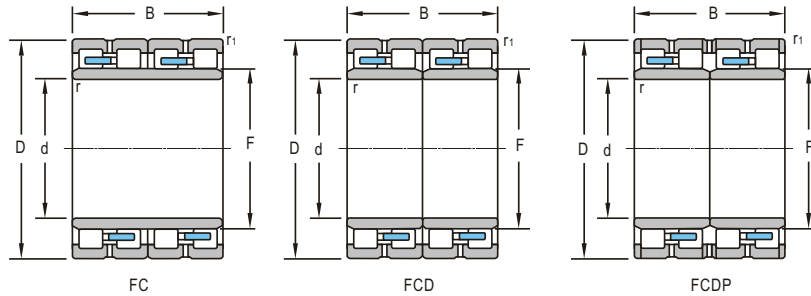
Bearing Designations		Other Dimensions				Mass
Present	Original	<i>d<sub>amin</sub></i>	<i>D<sub>amin</sub></i>	<i>D<sub>amax</sub></i>	<i>r<sub>amax</sub></i>	
		mm				kg
FCDP5678275/HCYB		293	362	377	2.5	105
FC5678275		293	363	377	2	101
FC5882240		304	380	396	3	97.5
FC5882240/YA		304	380	396	3	91.9
FC6084240		314	392	406	3	98.3
FCD6084300		314	392	406	2.5	128
FCDP6084300		314	392	406	2.5	133
FCD 6284300 HC/P64		328	391	402	3	117
FCDP6496290		346	462	466	3	186
FC6496350		346	462	466	3	225
FCD6496350		346	462	466	3	225
FCDP6496350		346	462	466	3	225
FCD6896350		355	446	465	2.5	230
FCDP6896350		355	446	465	2.5	230
FCDP72102370/HC		377	470	493	3	234
FCDP74104380		389	481	500	3	244
FCDP 74106400/HC/C4		382	456	510	4	313
FCD76108400		397	502	523	3	291
FCDP80112410		419	525	547	4	320
FCDP 80112410		419	525	547	4	320
FCDP80112410-1		419	525	547	2	322
FCDP 82120440 HC/C4		423	550	580	4	423
NU1084 (NU 1084 M)		440	590	600	4	90.1
FCDP88124450WB1		480	570	595	2	444
LY-N040						490
FCDP92130470M/HC		484	609	626	4	500



Cylindrical Roller Bearings

four-row

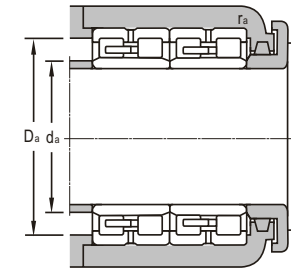
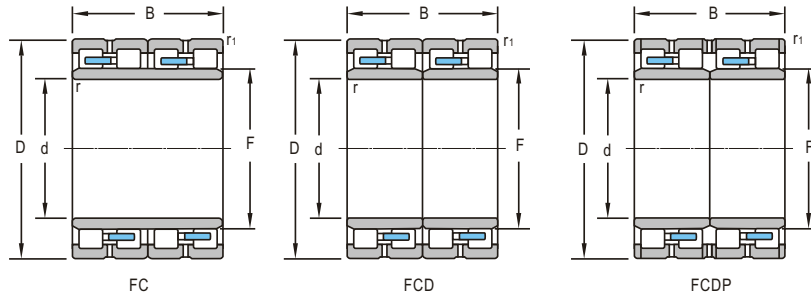
LYC®



d 480~748mm

d	Boundary Dimensions					Basic Load Ratings	
	D	B	F	r <sub>min</sub>	r <sub>1min</sub>	Dynamic C	Static C <sub>0</sub>
mm							
kN							
480	650	450	525	6	6	7425	19080
	650	450	525	6	6	7425	19080
	680	500	532	6	6	8217	19800
	700	400	538	5	5	8568	21600
500	670	450	540	6	6	9800	20200
	720	530	568	6	6	10000	28000
520	735	535	574.5	6	6	9620	27600
530	760	520	587	12X20	5	11800	27900
560	820	600	625	6	4	12780	35600
	820	630	625	6	6	14000	35800
570	815	594	628	6	6	12080	30180
600	870	640	672	6	6	14900	26100
	870	640	669	6	6	15000	37700
	870	640	669	6	6	15000	37700
	870	640	669	6	6	15000	37700
610	870	660	680	6	6	14500	44600
	870	660	680	6	6	14500	44600
650	900	650	704	7.5	7.5	14200	42100
	900	650	704	20X11.20'	7.5	14200	42100
	920	690	723	18X20	6	14500	46300
	920	670	723	8X20	7.5	14000	41900
920	670	723	17X20	7.5	14000	41900	
658	1075	650	766	6	6	18450	38700
680	980	640	760	18X20	4	15300	46000
690	980	715	767.5	6	4	17820	55330
	980	750	766	7.5	7.5	17000	52000
	980	750	766	20X20	7.5	17000	52000
	980	750	766	20X20	7.5	17000	52000
748	1135	690	851	6	4	19800	45900

Bearing Designations		Other Dimensions				Mass
Present	Original	d <sub>amin</sub>	D <sub>amin</sub>	D <sub>amax</sub>	r <sub>amax</sub>	
mm						
kg						
FCD96130450		500	610	630	4	453
FCD96130500		500	610	630	4	448
FCD96136500		500	632	660	4	607
FCD96140400	672796Y	500	648	680	4	508
FCD100134450	6728/500Y	520	629	650	4	441
FCD100144530		520	629	650	4	248
FCD104147535/HC		541	680.5	714	4	721
BFCDP106152520/YB		548	705	735	5	804
FCDP112164600		577	757	803	4	1071
FCD112164630		577	757	803	4	1134
FCD114163594	9727/570Y	595	757	730	4	1066
FCDP120174640K		625	808	845	4	1286
FCDP120174640K1		621	809	849	4	1294
FCDP120174640K2		621	809	849	4	1294
FCDP120174640K2		621	809	849	4	1294
BFCDP 120174640/HC/P64YA		623	791	845	4	1303
BFCDP 120164575/HC P64		618	760	805	2.5	920
BFCDP 122174660/P5		625	799	845	6	1316
FCDP130180650HC/P64		662	830	872	5	1270
BFCDP130180650/HC		690	830	850	6	1270
BFCDP130184690		680	856	890	6	1510
BFCDP130184670-2		680	855	890	6	1492
BFCDP130184670-3		680	855	890	6	1492
FCDP132215650X3	6729/658	621	809	872	5	2400
BFCDP136196640/HC		748	895	915	3	1633
FCDP138196715		720	911.5	950	4	1862
BFCDP 138196750-4/P5		771	896	950	5	1894
BFCDP138196750-4		720	910	954	5	1894
BFCDP138196750-5/HC		720	910	954	5	1900
FCDP150227690X3	6729/748	777	1038	1100	4	2570



d 780~950mm

Boundary Dimensions						Basic Load Ratings	
<i>d</i>	<i>D</i>	<i>B</i>	<i>F</i>	<i>r<sub>min</sub></i>	<i>r<sub>1min</sub></i>	Dynamic <i>C</i>	Static <i>C<sub>0</sub></i>
mm						kN	
780	1070	780	849	17X20	7.5	19600	64500
800	1080	700	870	7.5	3	19000	57000
	1080	700	878	7.5	3	17850	53650
820	1080	700	891	15X20	3	16900	58800
	1130	800	903		6	21700	67000
850	1150	840	928	7.5	7.5	30500	67500
900	1220	840	989	7.5	7.5	23600	72000
	1220	840	989	7.5	7.5	27000	81200
950	1300	850	1044	7.5	7.5	29000	92000

Bearing Designations		Other Dimensions				Mass
Present	Original	<i>d<sub>amin</sub></i>	<i>D<sub>amin</sub></i>	<i>D<sub>amax</sub></i>	<i>r<sub>amax</sub></i>	
		mm				kg
BFCDP156214780/HC Yb1		870	1009	1039	6	2159
FCDP160216700		827	1010	1050	5	1912
BFCDP160216700/YA		827	1010	1050	5	1981
BFCDP160216700-2/P6		827	1010	1050	5	1981
BFCDP164226800-1/P6		835	1040	1100	4	2533
FCDP170230840		875	1088	1130	5	2529
FCDP180244840		931	1145	1190	5	3010
BFCDP180244840/YA/P64		923	1130	1190	5	2984
FCDP190260850	6727/950Y	980	1210	1270	5	3523